



Getting Started with ParentVUE

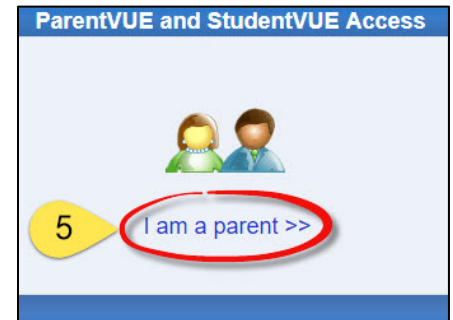
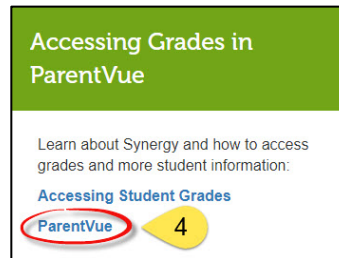
What is the ParentVUE Portal?

The ParentVUE portal allows parents/guardians to view their student's school information. The information is accessed directly from the student information system Synergy SIS.

While the website is accessible over the Internet, access is secured via logon and password. Parents can only see information about their students, and cannot see the records for other students. Parents may only view the information and cannot make changes to the student's records.

How to Access ParentVUE

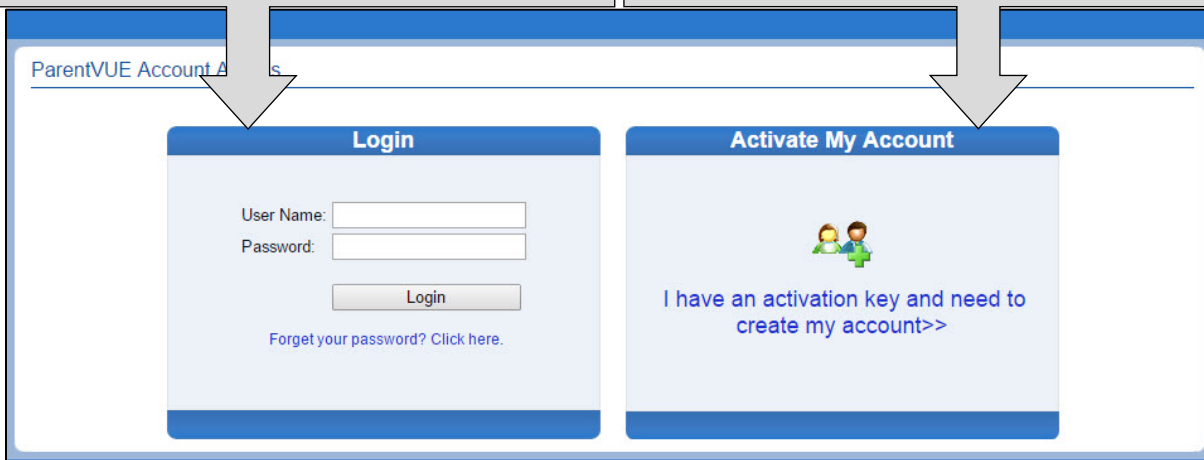
1. Launch an internet browser
2. Go to: <http://www.psdschools.org>
3. Click the "Parents" link
4. Click the "ParentVUE" button
5. Click the "I am a parent>>" link



Note: You can also directly go to ParentVUE page by adding "/pvue" after the PSD website in your address bar <http://www.psdschools.org/pvue>

If you have already activated your account, go ahead and log in with the previously created Username and Password.

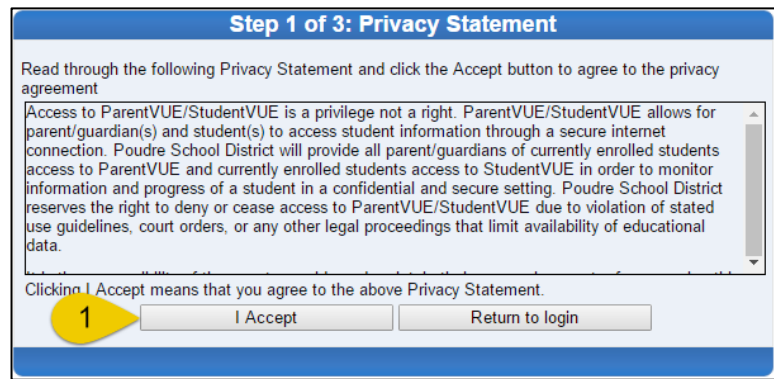
If you are logging in for the first time, click "I have an activation key and need to create my account>>".



Activating Your account

1. Read through the Privacy Statement and click the **"I Accept"** button to agree to the privacy agreement.
2. Type your **First Name, Last Name and Activation Key** exactly as they are stated in the email you received.
3. You will be asked to change your user name and password. Passwords are case sensitive and must consist of at least one number and at least one letter, and must be a minimum of 6 characters in length. Use the primary email provided in the email sent. Click **"Complete Account Activation"**.

Note: The activation process **only needs to be completed once**. However, if you have more than one child you will not have access to view his/her information until the **Education Rights is set by the school for each child**. For further assistance, please contact your child's school.



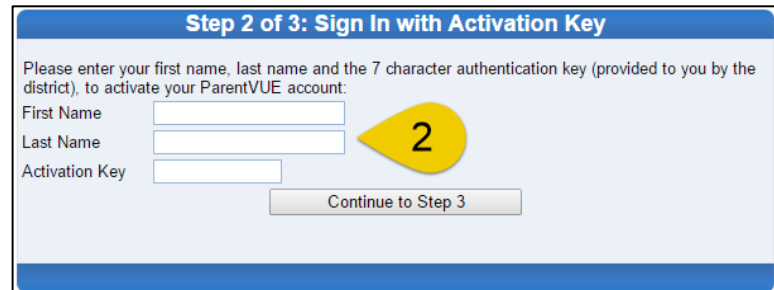
Step 1 of 3: Privacy Statement

Read through the following Privacy Statement and click the Accept button to agree to the privacy agreement

Access to ParentVUE/StudentVUE is a privilege not a right. ParentVUE/StudentVUE allows for parent/guardian(s) and student(s) to access student information through a secure internet connection. Poudre School District will provide all parent/guardians of currently enrolled students access to ParentVUE and currently enrolled students access to StudentVUE in order to monitor information and progress of a student in a confidential and secure setting. Poudre School District reserves the right to deny or cease access to ParentVUE/StudentVUE due to violation of stated use guidelines, court orders, or any other legal proceedings that limit availability of educational data.

Clicking I Accept means that you agree to the above Privacy Statement.

1 I Accept Return to login



Step 2 of 3: Sign In with Activation Key

Please enter your first name, last name and the 7 character authentication key (provided to you by the district), to activate your ParentVUE account:

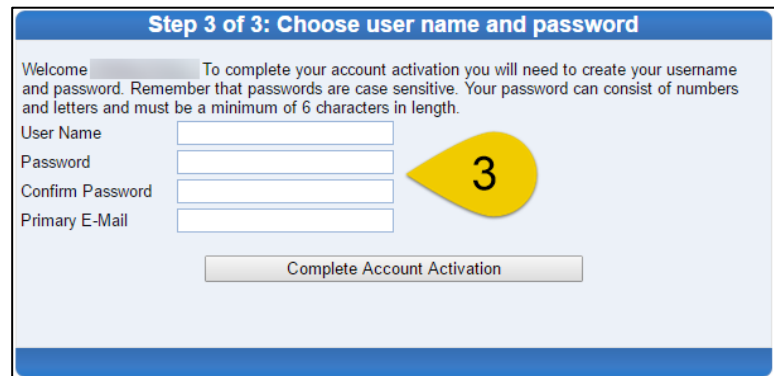
First Name

Last Name

Activation Key

2

Continue to Step 3



Step 3 of 3: Choose user name and password

Welcome [redacted] To complete your account activation you will need to create your username and password. Remember that passwords are case sensitive. Your password can consist of numbers and letters and must be a minimum of 6 characters in length.

User Name

Password

Confirm Password

Primary E-Mail

3

Complete Account Activation

How to Access ParentVUE Mobile App

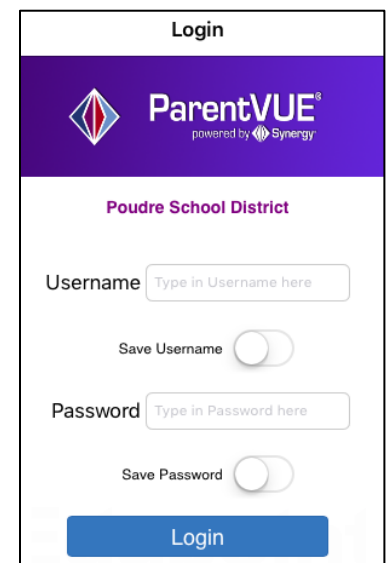
Download the ParentVUE App from the iTunes Store or Google Play.

1. Open the App
2. You will be prompted to enter your zip code
3. Select **Poudre School District** from the list of schools
4. Login using your username and password previously created and click **"Login"**



ParentVUE

Note: You can save your username and password by selecting the options on the login page. This will automatically log you into ParentVUE when you open the app.



Login

ParentVUE
powered by Synergy

Poudre School District

Username

Save Username

Password



Save Password

Login



Please contact your school if you have any further questions

2407 Laporte Avenue
Fort Collins, CO 80521
w: www.psdschools.org

 [Facebook.com/PoudreSchoolDistrict](https://www.facebook.com/PoudreSchoolDistrict)
 [@PoudreSchools](https://twitter.com/PoudreSchools)

Navigation Menu

Navigation
Messages
Calendar
Attendance
Class Schedule
Course History
Course Request
Discipline
Grade Book
Health
Report Card
School Information
Student Info
Forms
Documents
Digital Locker

Calendar - The school calendar lists class assignments, school holidays and other school events. The calendar can be viewed by day, week or month.

Attendance - Your child's attendance can be seen in two ways - the List View or the Calendar View. The **List View** shows all days in which your student has received an attendance mark. The **Calendar View** displays every school day in the school calendar, not just the days with attendance marks.

ATTENDANCE							
Days of Attendance							
Legend	Excused	Excused Tardy	Unexcused Tardy	Unexcused	Activity	N/S Not Scheduled	
Date	Periods						
	1	2	3	4	5	6	7
08/19/2015	P	P	P	P	N/S	N/S	
08/28/2015		P	P	P	N/S	N/S	

Class Schedule - The Class Schedule displays the student's current school year classes. To view a different term, click on the term link (**Quarter 2, Semester 1...**) in the upper right-hand corner. An email can be sent to your student's teacher by clicking the envelope next to the teachers name.

CLASS SCHEDULE			
Student Schedule for Quarter 1			
Period	Course Title	Room Name	Teacher
1	Forensic Science/CSI	505	Darcie
2	Pre AP World Literature S1	415	Amy
3	Psychology 1	407	Sara
4	Algebra 2 S1	410	Rachel
7	Counselor		Patty

Course History - All the information that is listed on the student's transcript, current and previous school years' course grades, student's GPA, and graduation status is displayed under Course History.

Grade Book - The Grade Book summary screen shows grades for each grading period and progress period.

To see additional details about the class, click on the **Class Title** which is highlighted blue. A list of all of the assignments for the grading period is shown for the selected class.

GRADE BOOK					
Grade Book Summary for Quarter 1					
Period	Course Title	Resources	Room Name	Teacher	Quarter 1
1	Forensic Science/CSI (6780)		505	Darcie	B+ (88)
2	Pre AP World Literature S1 (5413S1)		415	Amy	C (74.4)
3	Psychology 1 (7240)		407	Sara	A (92.2)
4	Algebra 2 S1 (6250S1)		410	Rachel	C (72.2)

The assignment view displays the **Grade Calculation Summary**: your student's grade categorized by assignment type and the **Gradebook Summary**: list all the assignments for the class selected.

GRADE BOOK					
Grade Calculation Summary					
Assign	Points	Points Possible	Weighted %	Calculated Mark	
Notebook, Homework, Participation	25%	142.00	160.00	22.19%	B+
Exams, Quizzes, Projects	55%	240.50	290.00	45.61%	B
Midterm/Final Exam	20%	79.50	130.00	12.23%	D-
Totals	100%	462.00	580.00	80.00%	B-

GRADE BOOK							
Grade Book Summary for Quarter 4							
Assignment Details for College Algebra S2 (6275S2) / Period: 1 / B- (80.0%)							
Date	Assignment	Assignment Type	Resources	Score	Score Type	Points	Notes
05/25/2016	Quiz 10.5 PFD	Exams, Quizzes, Projects	0	21 out of 20.00	Raw Score	21.00/20.00	

To see another classes assignment's, select the class from the **drop-down box** in the upper left hand corner.

To see the details of an assignment, click on the blue text for the assignment. The [Assignment Detail](#) lists more detailed information regarding the assignment including the name and type of assignment, date the assignment was distributed, date on which the assignment is due, score earned, type of score, total number of points, notes entered by the teacher, and a full description of the assignment.

Grade Calculation Summary

Assignment Type	Weight	Points	Points Possible	Weighted %	Calculated Mark
Notebook, Homework, Participation	25%	142.00	160.00	22.19%	B+
Exams, Quizzes, Projects	55%	240.50	290.00	45.61%	B
Midterm/Final Exam	20%	79.50	130.00	12.23%	D-
Totals	100%	462.00	580.00	80.00%	B-

Grade Book Summary for Quarter 4

Assignment Details for College Algebra S2 (6275S2) / Period: 1 / B- (80.0%)

Date	Assignment	Assignment Type	Resources	Score	Score Type	Points	Notes
05/25/2016	Quiz 10.5 PFD	Exams, Quizzes, Projects	0	21 out of 20.00	Raw Score	21.00/20.00	
05/24/2016	Homework/Notebook/Quiz 4.8/4.9 & 10.5						
05/19/2016	Space Junk Project						

Grade Book Assignment Detail

Course College Algebra S2 (6275S2)	Period 1	Teacher Amanda
Assignment Quiz 10.5 PFD	Type Exams, Quizzes, Projects	Date 05/25/2016
Score 21 out of 20.00	Score Type Raw Score	Due Date 05/25/2016
Description		Points 21.00 / 20.00
Description		Notes -

Resources

Name	Description
No resources for assignment.	

Note: If the Grade Book summary screen displays the following message “Grade Book data not available for this school” the Gradebook Summary has been disabled by the Student’s school.

Health - The Health page shows any nurse visits, health conditions and the student’s immunization records assigned to the student.

Report Card – The Report Card page displays the current grades posted on the student’s report. When the Report Card has been posted by the school and is ready to print, a link will display in the upper left hand corner.

Note: After the school year has ended you will need to contact your school for Report Cards.

Student Grades

[Click here to view report card for Quarter 4](#)

Student Grades for Quarter 4 (ending on 05/27/2016)

Period	Course Title	Room Name	Teacher	Marks
1	College Algebra S2 (6275S2)	501	Amanda	B-
2	AP Human Geography S2 (7227S2)	407	Sara	A-
3	Earth Systems Science S2 (6809S2)	521	Kaleo	A
4	French Level 2 S2 (4750S2)	308	Kari	B

Comments

Capable Of Doing Better
A Pleasure To Have In Class

Forms – The Forms page has links to the permission to share application that can be filled out electronically. Select the appropriate language link which will direct you to the permission to share application page.

Permission to Share

Permiso para Compartir

Documents – The Documents page displays a link to the PARCC Scores web site where the students PARCC testing scores can be view if applicable for your student.